

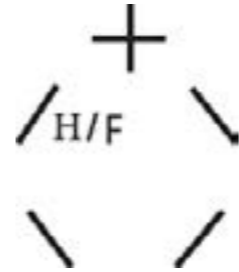
Phase of Wood

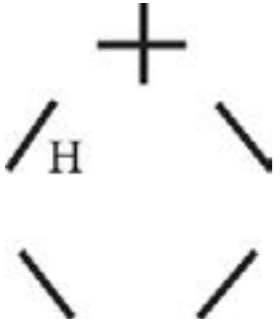
Case History

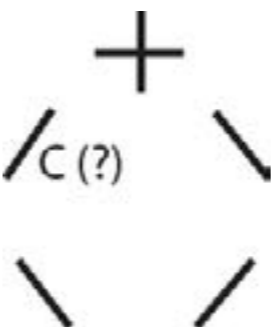
Skin Conditions

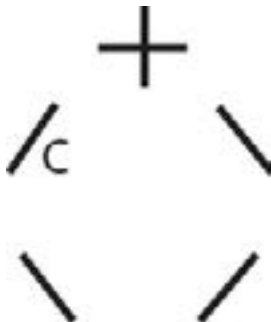
Atopic Dermatitis

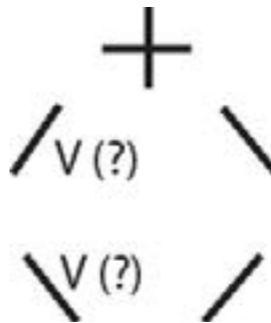
Ella

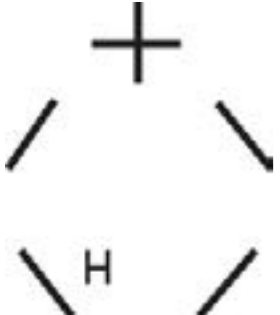
Case History - Skin Conditions – Atopic Dermatitis			
Date of birth: 16.8.2012	Name: Ela	8 months old	Date: 24.4.2013
Treatment Number	1	No siblings	
Chief Complain: Atopic dermatitis. Started at the age of 3-4 months old. <ul style="list-style-type: none">☉ Become worse when she started to eat solid food.☉ Using natural creams.☉ The grandfather of the father suffers from eczema in the elbows.☉ The father has sensitive skin, get worse in stress – eczema or psoriasis. He sweats at nights. See: <i>Atopic Dermatitis p. 246</i>			
<ul style="list-style-type: none">☉ Pregnancy: The mother suffers from hormonal acne in the first trimester.☉ Birth: OK.☉ Appetite: OK.☉ Stools: Sometimes days without bowl movement. Getting better.☉ Phlegm: OK.☉ Teething: Not yet.☉ Sleeping: Sometimes Wakes up every 1-2 hours, takes time to fall asleep again. During the day she sleeps not more than 40 minutes.☉ Sweat at the back.☉ High tones of the body – stretching her body to the back.			
Pulse diagnosis: Heat or even Fire in the LIV position. 		Treatment strategy: Expel the heat from the LIV and try to find a deeper cause of the ongoing produce of heat. Treatment number 1: CO-11 The symptoms and the pulse represent an excess heat of the LIV. In the first treatment it is recommended to treat a gentle balance. CO-11 is good option for a gentle balance for states of excess in the LIV. See (<i>The Phase of Wood</i>): <ul style="list-style-type: none">☉ <i>Heat in the LIV P. 347</i>☉ <i>Overreaction to Dispersion Technique p. 56</i>	

Case History - Skin Conditions – Atopic Dermatitis				
Date of birth: 16.8.2012	Name: Ela	8 months old	Date: 1.5.2013 After 1 week	
Treatment Number	2	No siblings	Previous Treatments	
Chief Complain: Atopic dermatitis. Started at the age of 3-4 months old. See: <i>Atopic Dermatitis p. 246</i>			Date	After
	1	24.4	1 week	CO-11
Treatment strategy: Expel the heat from the LIV and try to find a deeper cause of the ongoing produce of heat.				
<ul style="list-style-type: none"> Along 3 after the treatment her condition become worse, she is hot in touch, maybe the weather. Now the skin relaxed a bit. Sleeping: OK. Day time Sleeping: Better, air conditioner improves the sleep. Sweat at the back days: She sleeps on the back. Stretching to the back: Still, at nights, while crying. 				
Pulse diagnosis: Heat or even Fire in the LIV position.	Treatment number 2: LIV-2° (Dispersion technique) The reaction to the first treatment (CO-11 (was as expected – release of Heat in the 3 first days and some improvement after. The pulse diagnosis in the LIV position still shows Heat. The next step in order to balance the heat in the LIV can be by dispersing the heat from the LIV. The best way to disperse the heat from the LIV is by using the Fire point – LIV-2 in dispersion technique. See (<i>The Phase of Wood</i>):			
	<ul style="list-style-type: none"> Emphases and Warnings regarding Treatment Using Dispersion Technique p. 58 Overreaction to Dispersion Technique p. 56 Dispersion Technique p. 53 Dispersing Heat from the LIV p. 375 Dispersion Technique p. 53 Supporting Dispersion p. 57 The Dangers of Dispersion Technique p. 54 What is dispersion technique? p. 54 			

Case History - Skin Conditions – Atopic Dermatitis				
Date of birth: 16.8.2012	Name: Ela	8 months old	Date: 20.5.2013 After 2 weeks	
Treatment Number	3	No siblings	Previous Treatments	
Chief Complain: Atopic dermatitis. Started at the age of 3-4 months old. See: <i>Atopic Dermatitis p. 246</i>			Date	After
	1	24.4	1 week	CO-11
	2	1.5	2 weeks	LIV-2°
Treatment strategy: Expel the heat from the LIV and try to find a deeper cause of the ongoing produce of heat.				
<ul style="list-style-type: none"> Skin: Big improvement. She was calm relatively to her self. 3 day after the treatment the lesions on the skin disappeared and than came back but very minor. Sweats in the back: Less. Stretching to the back: Less. Sleeping: Improvement, wakes up only once a night. Stools: Improvement - twice a day – morning and noon. 				
Pulse diagnosis: Cold in the LIV (The sensation is not clear)	Treatment number 3: K-3 The improvement after the dispersion of heat from the LIV is good. The next stage is to stabilize the LIV. K-3 is good option, it tonifys the LIV according to the <i>sheng</i> cycle, and cools the LIV as a point of a Water Element. The Cold that appears in the LIV position should be checked in the next treatment and balanced.			
				

Case History - Skin Conditions – Atopic Dermatitis				
Date of birth: 16.8.2012	Name: Ela	8 months old	Date: 3.6.2013 After 2 weeks	
Treatment Number	4	No siblings	Previous Treatments	
Chief Complain: Atopic dermatitis. Started at the age of 3-4 months old. See: <i>Atopic Dermatitis p. 246</i>		Date	After	Treatment
	1	24.4	1 week	CO-11
	2	1.5	2 weeks	LIV-2°
	3	20.5	3 weeks	K-3
Treatment strategy: Expel the heat from the LIV and try to find a deeper cause of the ongoing produce of heat.				
<ul style="list-style-type: none"> ☉ Skin: Another improvement - no lesions. ☉ Something appeared to one day in the elbow. ☉ There is one spot that is recovering and nearly gone. 				
Pulse diagnosis: Cold in the LIV	Treatment number 4: LIV-8° (Dispersion technique) There is a good improvement in the skin condition. The pulse diagnosis shows cold in the LIV. The cold in the LIV can be the root cause of the problem, which is typical to chronic skin conditions. See (<i>The Phase of Wood</i>):			
	<ul style="list-style-type: none"> ☉ <i>Emphases and Warnings regarding Treatment Using Dispersion Technique p. 58</i> ☉ <i>Overreaction to Dispersion Technique p. 56</i> ☉ <i>Dispersion Technique p. 53</i> ☉ <i>Balancing Cold in the LIV p. 379,</i> ☉ <i>Balancing Latent Cold in the LIV p. 380</i> ☉ <i>Dispersion Technique p. 53</i> ☉ <i>Supporting Dispersion p. 57</i> ☉ <i>The Dangers of Dispersion Technique p. 54</i> ☉ <i>What is dispersion technique? p. 54</i> 			

Case History - Skin Conditions – Atopic Dermatitis				
Date of birth: 16.8.2012	Name: Ela	8 months old	Date: 17.6.2013 After 2 weeks	
Treatment Number	5	No siblings	Previous Treatments	
Chief Complain: Atopic dermatitis. Started at the age of 3-4 months old. See: <i>Atopic Dermatitis p. 246</i>		Date	After	Treatment
	1	24.4	1 week	CO-11
	2	1.5	2 weeks	LIV-2°
	3	20.5	3 weeks	K-3
	4	3.6	2 weeks	LIV-8°
Treatment strategy: Expel the heat from the LIV and try to find a deeper cause of the ongoing produce of heat.				
<ul style="list-style-type: none"> ☉ Skin: Another improvement - no lesions. ☉ Something appeared to one day in the elbow. ☉ There is one spot that is recovering and nearly gone. 				
Pulse diagnosis: Cold in the LIV	Treatment number 5: LU-5 The dispersion of the cold from the LIV is followed by stabilization and supporting of the LIV. LU-5 is a good option as the Water point of the LU. It cools the LU and the skin and relaxes the Wood and the LIV.			
	<p>The pulse reflect some unclear movement, it might be the reaction to the fact that she is now in a daycare. This change is very challenging to most of the children.</p>			

Case History - Skin Conditions – Atopic Dermatitis				
Date of birth: 16.8.2012	Name: Ela	8 months old	Date: 10.7.2013 After 2 weeks	
Treatment Number	6	No siblings	Previous Treatments	
Chief Complain: Atopic dermatitis. Started at the age of 3-4 months old. See: <i>Atopic Dermatitis p. 246</i>		Date	After	Treatment
	1	24.4	1 week	CO-11
	2	1.5	2 weeks	LIV-2°
	3	20.5	3 weeks	K-3
	4	3.6	2 weeks	LIV-8°
	5	17.6	2 weeks	LU-5
Treatment strategy: Expel the heat from the LIV and try to find a deeper cause of the ongoing produce of heat.				
<ul style="list-style-type: none"> There was no reaction to the treatment. One small and last lesion is still exist – in the size of small coin, it can't be seen, but the skin is rough. Yesterday she started to go to a daycare. 				
Pulse diagnosis: Heat in the KID		Treatment number 6: KID-10		
 <p>The pulse reflect heat in the KI. This pulse is not common and might be of a deep stress from the movement to the daycare.</p>		The dispersion of the cold from the LIV is followed by stabilization and supporting of the LIV. LU-5 is a good option as the Water point of the LU. It cools the LU and the skin and relaxes the Wood and the LIV.		

Case History - Skin Conditions – Atopic Dermatitis				
End of treatment and conclusion				
Date of birth: 16.8.2012	Name: Ela	8 months old	Date: 10.7.2013 After 3 weeks	
Treatment Number	8	No siblings	Previous Treatments	
Chief Complain: Atopic dermatitis. Started at the age of 3-4 months old. See: <i>Atopic Dermatitis p. 246</i>		Date	After	Treatment
	1	24.4	1 week	CO-11
	2	1.5	2 weeks	LIV-2°
	3	20.5	3 weeks	K-3
	4	3.6	2 weeks	LIV-8°
	5	17.6	2 weeks	LU-5
	6	10.7	3 weeks	KI-10
Treatment strategy: Expel the heat from the LIV and try to find a deeper cause of the ongoing produce of heat.				
Conclusion : This treatment of atopic dermatitis is, and it is model to most of the chronic skin conditions. The patient react to the treatment strategy very good and the all process was short comparing to other treatments in chronic skin conditions. Usually it is more complicate to find the root cause of the ongoing heat, in this case the appearers of the cold was quick. the imbalance of heat in the end of the treatment was probably though to the change of moving to the daycare, but probably she was able to balance by herself because she did not came to more treatments.				